

# **PyTestLog2DB**

**v. 0.3.1**

Tran Duy Ngoan

20.05.2024

# Contents

<b>1</b>	<b>Introduction</b>	<b>1</b>
<b>2</b>	<b>Description</b>	<b>2</b>
2.1	Execute pytest test case(s) to get result file . . . . .	2
2.2	Tool features . . . . .	2
2.2.1	Usage . . . . .	2
2.2.2	Verify provided arguments . . . . .	3
2.2.3	Searching *.xml result file(s) . . . . .	3
2.2.4	Handle essential information for TestResultWebApp . . . . .	4
2.2.5	Append to existing execution result . . . . .	5
2.2.6	Switch Database Access Interface . . . . .	6
2.3	Display on TestResultWebApp . . . . .	8
<b>3</b>	<b>pytestlog2db.py</b>	<b>9</b>
3.1	Function: collect_xml_result_files . . . . .	9
3.2	Function: validate_xml_result . . . . .	9
3.3	Function: is_valid_uuid . . . . .	10
3.4	Function: is_valid_config . . . . .	10
3.5	Function: parse_pytest_xml . . . . .	11
3.6	Function: get_branch_from_swversion . . . . .	11
3.7	Function: get_test_result . . . . .	11
3.8	Function: process_component_info . . . . .	12
3.9	Function: process_config_file . . . . .	12
3.10	Function: process_test . . . . .	13
3.11	Function: process_suite . . . . .	13
3.12	Function: PyTestLog2DB . . . . .	14
3.13	Class: Logger . . . . .	14
3.13.1	Method: config . . . . .	15
3.13.2	Method: log . . . . .	15
3.13.3	Method: log_warning . . . . .	15
3.13.4	Method: log_error . . . . .	16
<b>4</b>	<b>Appendix</b>	<b>17</b>
<b>5</b>	<b>History</b>	<b>18</b>

# Chapter 1

## Introduction

**PyTestLog2DB** is a command-line tool that enables you to import [pytest](#) XML result files into TestResultWebApp's database for presenting an overview about the whole test execution and detail of each test result.

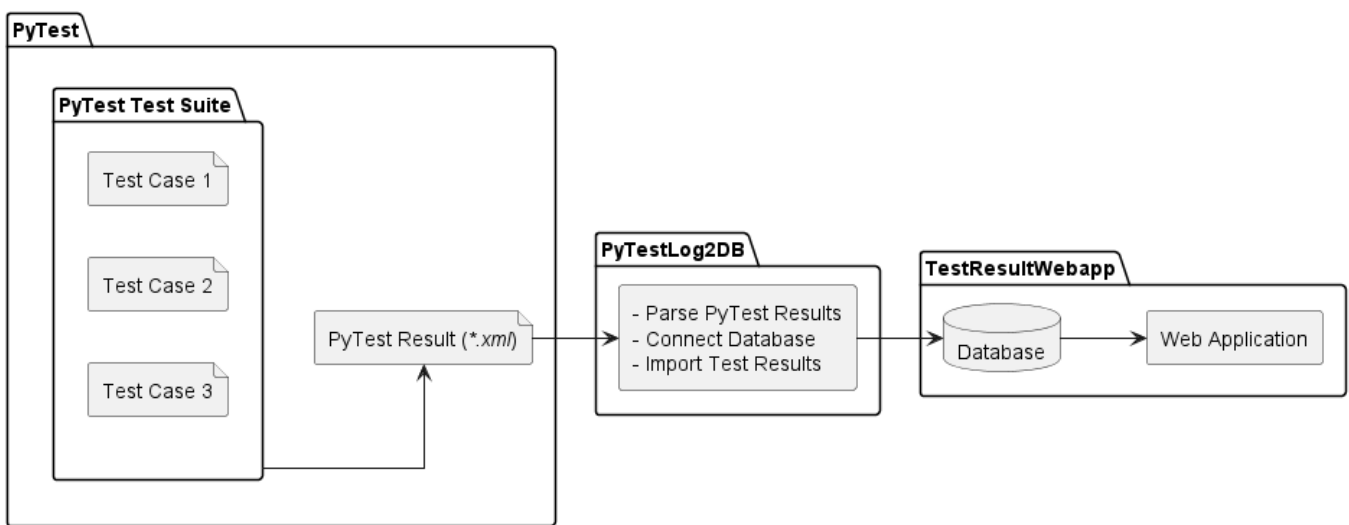


Figure 1.1: Tool data flow

**PyTestLog2DB** tool requires several arguments, including the location of the pytest XML result file(s) to parse all information of test execution result and TestResultWebApp's database credential for importing that result.

[TestResultWebApp](#) requires some mandatory information to manage and display the test result properly, but the generated *\*xml* file contains only the basic test result information. So that, **PyTestLog2DB** tool will set those required information with [default values](#).

Besides, you can also use optional arguments of **PyTestLog2DB** tool to provide missing information or you want to overwrite them with the expected values.

Finally, **PyTestLog2DB** also allows you to append existing results in the database, which is helpful when you need to update previous test results or add the missing XML result file(s) from previous tool execution.

## Chapter 2

# Description

### 2.1 Execute pytest test case(s) to get result file

When executing pytest test case(s), the test result is only displayed on console log without generating any result file by default.

In order to get the result *\*.xml* (JUnit XML format) files, the optional argument `--junit-xml=<log>` needs to be specified when executing the pytest test case(s).

The example pytest command to get the **\*.xml** result file:

```
pytest --junit-xml=path/to/result.xml pytest/folder
```

### 2.2 Tool features

#### 2.2.1 Usage

Use below command to get tools's usage:

```
PyTestLog2DB -h
```

The tool's usage should be showed as below:

```
usage: PyTestLog2DB (PyTestXMLReport to TestResultWebApp importer) [-h] [-v]
                        [--recursive] [--dryrun] [--append] [--UUID UUID]
                        [--variant VARIANT] [--versions VERSIONS] [--config CONFIG]
                        resultxmlfile server user password database

PyTestLog2DB imports pytest JUnit XML report file(s) generated by pytest into a WebApp ↩
    ↪ database.

positional arguments:
  resultxmlfile          absolute or relative path to the pytest JUnit XML report
                        file or directory of report files to be imported.
  server                 server which hosts the database (IP or URL).
  user                   user for database login.
  password               password for database login.
  database               database schema for database login.

optional arguments:
  -h, --help             show this help message and exit
  -v, --version           version of the PyTestLog2DB importer.
  --recursive            if set, then the path is searched recursively for output
                        files to be imported.
  --dryrun               if set, then verify all input arguments (includes DB connection)
                        and show what would be done.
  --append               is used in combination with --UUID UUID. If set, allow to append
                        new result(s) to existing execution result UUID in --UUID argument.
  --UUID UUID            UUID used to identify the import and version ID on webapp.
```

```

    ↪ import.
--variant VARIANT      variant name to be set for this import.
--versions VERSIONS    metadata: Versions (Software;Hardware;Test) to be set for this import
                        (semicolon separated)
--config CONFIG        configuration json file for component mapping information.
--interface {db,rest}  database access interface.

```

The below command is simple usage with all required arguments to import pytest results into TestResultWebApp's database:

```
PyTestLog2DB resultxmlfile server user password database
```

Besides the executable file, you can also run tool as a Python module

```
python -m PyTestLog2DB resultxmlfile server user password database
```

## 2.2.2 Verify provided arguments

Sometimes, we just want to validate the *\*.xml* and database connection without changing anything in the database, the optional argument `--dryrun` can be used in this case.

When executing in dryrun mode, **PyTestLog2DB** will:

- Verify the provided pytest *\*.xml* file is valid or not.
- Verify the database connection with provided credential.
- Verify other information which given in optional arguments.
- Just print all test cases will be imported without touching database.

This feature will helps you to ensure that there is no error when executing **PyTestLog2DB** tool (normal mode) to create new record(s) and update TestResultWebApp's database.

## 2.2.3 Searching \*.xml result file(s)

The first argument `resultxmlfile` of **PyTestLog2DB** can be a single file or the folder that contains multiple result files.

When the folder is used, **PyTestLog2DB** will only search for *\*.xml* file(s) under given directory and exclude any file within subdirectories as default.

In case you have result file(s) under the subdirectory of given folder and want these result files will also be imported, the optional argument `--recursive` should be used when executing **PyTestLog2DB** command.

When `--recursive` argument is set, **PyTestLog2DB** will walk through the given directory and its subdirectories to discover and collect all available *\*.xml* for importing.

For example: your result folder has a structure as below:

```

logFolder
|_____ result_1.xml
|_____ result_2.xml
|_____ subFolder_1
|           |_____ result_sub_1.xml
|           |_____ subSubFolder
|                   |_____ result_sub_sub_1.xml
|_____ subFolder_2
|           |_____ result_sub_2.xml

```

- Without `--recursive` : only **result\_1.xml** and **result\_2.xml** are found for importing.
- With `--recursive` : all **result\_1.xml**, **result\_2.xml**, **result\_sub\_1.xml**, **result\_sub\_2.xml** and **result\_sub\_sub\_1.xml** will be imported.

## 2.2.4 Handle essential information for TestResultWebApp

### Default values

TestResultWebApp requires **Project**, **Software version** to manage the execution results and **Component** to group test cases in the displayed charts.

But the **\*.xml** report file which is generated by pytest contains only the testcase result(s) and no data for the information which is required by TestResultWebApp.

So that, the missing information will be set to default values when importing with **PyTestLog2DB** tool:

- **Project:** `PyTest`
- **Software version:** the execution time `%Y%m%d_%H%M%S` as default value. E.g `20221128_143547`
- **Hardware version:** empty string
- **Test version:** empty string
- **Component:** `unknown`
- **Test tool:** the combination of current Python and pytest version. E.g `PyTest 6.2.5 (Python 3.9.0)`
- **Tester:** The current user

### Specify essential information with optional arguments

You can also provide essential information in command line when executing **PyTestLog2DB**tool with below optional arguments:

- `--variant VARIANT` To specify the **Project/Variant** information.
- `--versions VERSIONS` To specify the **Software, Hardware** and **Test** versions information.
- `--config CONFIG` To provide a configuration *\*.json* file as `CONFIG` argument. Currently, the configuration *\*.json* supports below settings:
  - `"variant"` to specify the **Project/Variant** as `string` value.
  - `"version_sw"` to specify the **Software version** information as `string` value.
  - `"version_hw"` to specify the **Hardware under-test version** as `string` value.
  - `"version_test"` to specify the **Test version** as `string` value.



#### Notice

These above settings with `--config CONFIG` will have lower priority than the commandline arguments `--variant VARIANT` and `--versions VERSIONS`

- `"testtool"` to specify the **Test toolchain** as `string` value.
- `"tester"` to specify the **Test user** as `string` value.
- `"components"` to specify the **Component** information which will be displayed on **TestResultWebApp**. Value can be:

- \* `string` : to specify the same **Component** for all test casea within this execution.

```
{
  "components" : "atest",
  ...
}
```

- \* `object` : to define the mapping json object between **Component** info as key and a test case `classname` (list of `classname` ) (*\*.robot* file) as value.

```

{
  "components": {
    "Testsuite1": "test-data.test-tsclass.TestSuite1",
    "Testsuite2": "test-data.test-tsclass.TestSuite2",
    "Others" : [
      "test-data.test-ts1",
      "test-data.test-ts2"
    ]
  },
  ...
}

```

As above sample configuration, the `"components"` key contains the mappings for individual components, such as **Testsuite1** and **Testsuite2**, where the value is the `classname` (part of `classname`) of pytest test case(s).

Additionally, the **Others** key is an example of a mapping where the value is a list of test case `classname`, indicating that the **Others** component is composed of all pytest test case(s) which its `classname` contains **test-data.test-ts1** and **test-data.test-ts2**.

In other words, the component mapping can be explained as below:

- Test case(s) which its `classname` contains **test-data.test-tsclass.TestSuite1** is belong **Test-suite1** component
- Test case(s) which its `classname` contains **test-data.test-tsclass.TestSuite2** is belong **Test-Suite2** component
- **Others** component consists of all test case(s) which its `classname` contains **test-data.test-ts1** and **test-data.test-ts2**.

#### Hint

The `classname` of test case in the generated pytest result `*.xml` file is the combination of directory, test file and class of defined pytest test case.

Therefore, you can use directory information for component mapping to group all test cases in a folder as the same component.

In addition, you can use the optional argument `--junit-prefix=str` when executing pytest to set the prefix to the `classname` of the test case in the result `*.xml` file. After that, you can use that prefix information for component mapping when importing the result `*.xml` file with the **PyTestLog2DB** tool.

In case the given configuration `*.json` is not valid or unsupported key is used, the corresponding error will be raised.

### 2.2.5 Append to existing execution result

**PyTestLog2DB** also allows you to append new test result(s) (missing from previous import, on other test setup, ...) into the existing execution result (identified by the **UUID**) in TestResultWebApp's database. The combination of optional arguments `--UUID <UUID>` and `--append` should be used in this case.

The `--append` makes **PyTestLog2DB** run in append mode and the `--UUID <UUID>` is used to specify the existing UUID of execution result to be appended.

For example, the result with UUID **c7991c07-4de2-4d65-8568-00c5556c82aa** is already existing in TestResultWebApp's database and you want to append result(s) in **output.xml** into that execution result.

The command will be used as below:

```
python -m PyTestLog2DB output.xml localhost testuser testpw testdb --UUID ↵
↳ c7991c07-4de2-4d65-8568-00c5556c82aa --append
```

If the argument `--UUID <UUID>` is used without `--append` :

- An error will be thrown and the import job is terminated immediately if the provided **UUID** is already existing

```

FATAL ERROR: Execution result with UUID 'c7991c07-4de2-4d65-8568-00c5556c82aa' is ↵
↳ already existing.
      Please use other UUID (or remove '--UUID' argument from your command) ↵
↳ for new execution result.

```

Or add '`--append`' argument in your command to append new result(s) to ↩  
 ↪ this existing UUID.

- The importing execution result will have an identifier as the provided **UUID** if that **UUID** is not existing

If the argument `--append` is used and:

- given UUID in `--UUID <UUID>` argument is existing: the new result(s) will be appended to that UUID
- given UUID in `--UUID <UUID>` argument is not existing: tool will be terminated immediately with below error

```
FATAL ERROR: Execution result with UUID 'c7991c07-4de2-4d65-8568-00c5556c82aa' is ↩
↪ not existing for appending.
Please use an existing UUID to append new result(s) to that UUID.
Or remove '--append' argument in your command to create new execution ↩
↪ result with given UUID.
```

- `--UUID <UUID>` is not provided: tool will be terminated immediately with below error

```
FATAL ERROR: '--append' argument should be used in combination with '--UUID UUID' ↩
↪ argument
```

#### Notice

When using append mode and `project` / `variant` , `version_sw` are provided within `--variant VARIANT` , `--versions VERSIONS` or `--config CONFIG` arguments, they will be validated with the existing values in database.

An error will be raised in case the given value is not matched with the existing ones. E.g:

```
FATAL ERROR: Given version software 'my_version' is different with existing ↩
↪ value 'SW01' in database.
```

## 2.2.6 Switch Database Access Interface

In addition to direct database connections — which can sometimes be restricted or prohibited due to security concerns — the **PyTestLog2DB** tool also provides users with an alternative way (interface) to import test data into the database, namely the REST API.

`--interface INTERFACE` : An optional argument to specify the database backend interface. The default value is `db` (direct connection to MySQL database). It can also be set to `rest` to import data into the database via a REST API.

### Direct Connection Backend (interface="db")

The default mode of operation for the import tool is the direct connection to the MySQL database. This means that when you run the tool without specifying the `--interface` option, it automatically uses the `db` interface, establishing a direct connection to the MySQL database.

You can also explicitly specify the `db` interface by using the `--interface` option with the value `db` .

```
PyTestLog2DB output.xml db_host db_user db_password db_name --interface db
```

This method provides flexibility, allowing users to choose between interfaces explicitly or rely on the default behavior.

### REST API Backend (interface="rest")

The 'rest' interface allows users to import data into the database through a REST API. This mode is particularly useful in scenarios where direct database connections are restricted or not feasible, such as when the database is secured and direct connections are not allowed.

```
PyTestLog2DB output.xml api_endpoint api_user api_password db_name --interface rest
```

### Additional Notes



This feature offers easy switching between database backends, making it transparent and convenient for end-users.

When using the REST API interface, ensure that you have the necessary credentials and permissions to access the REST API endpoints.

## 2.3 Display on TestResultWebApp

As soon as the \*.xml file(s) is imported successfully to database, the result for that execution will be available on [TestResultWebApp](#).

Dashboard view:

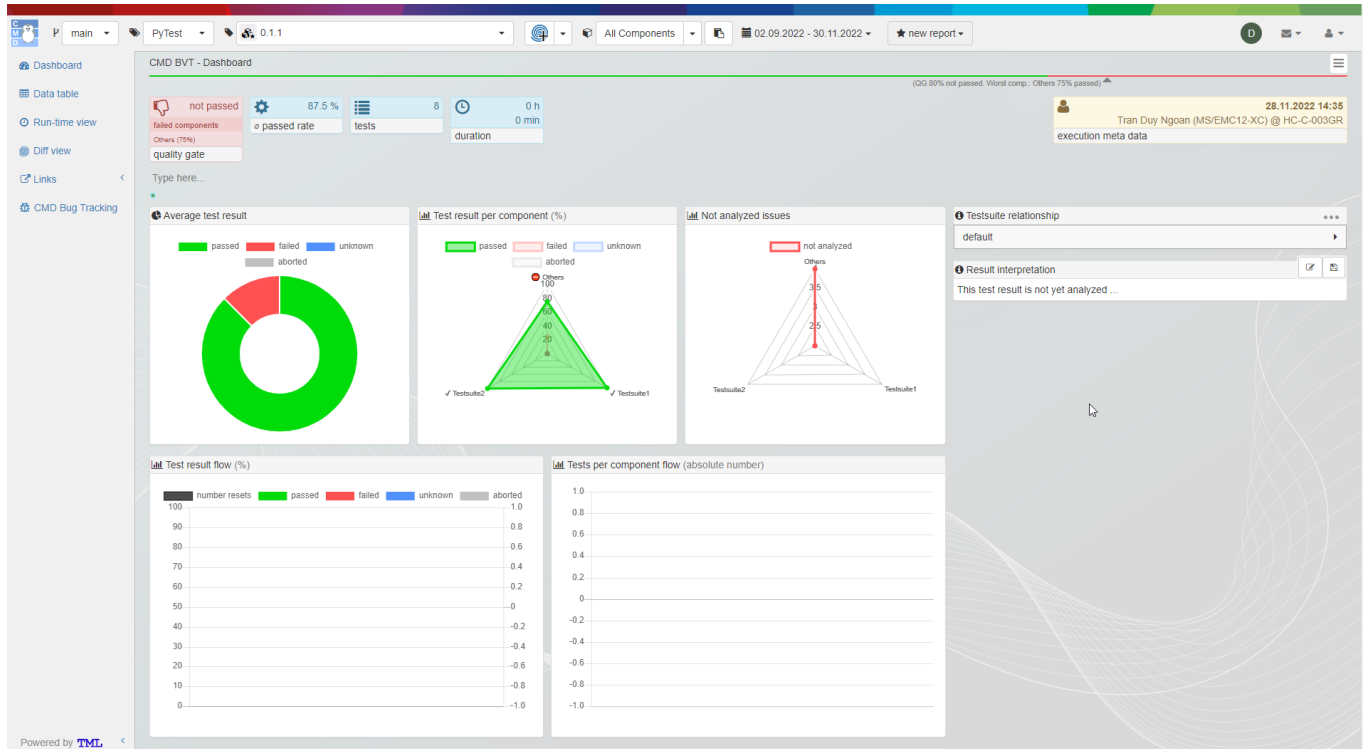


Figure 2.1: Dashboard view

Datatable view:

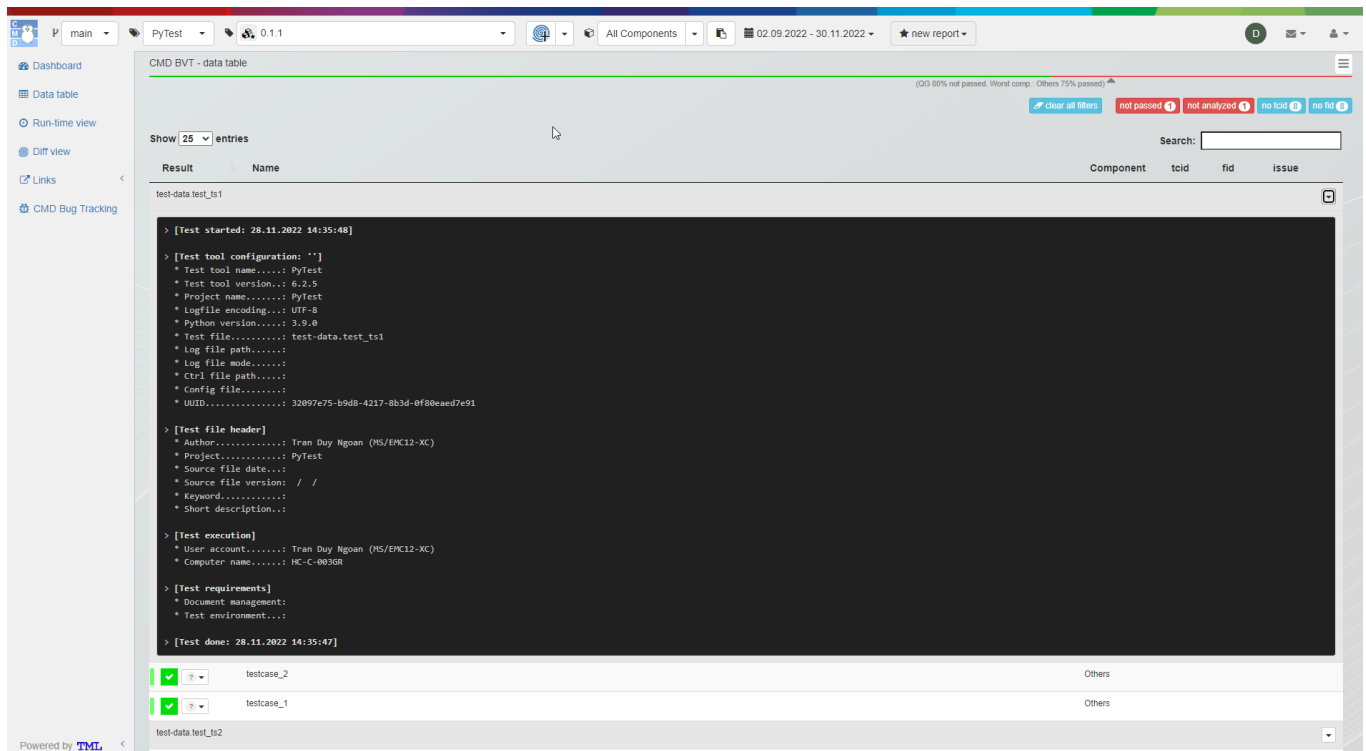


Figure 2.2: Datatable view

## Chapter 3

# pytestlog2db.py

### 3.1 Function: collect\_xml\_result\_files

Collect all valid Robot xml result file in given path.

**Arguments:**

- `path`  
/ *Condition*: required / *Type*: str /  
Path to Robot result folder or file to be searched.
- `search_recursive`  
/ *Condition*: optional / *Type*: bool / *Default*: False /  
If set, the given path is searched recursively for xml result files.

**Returns:**

- `lFoundFiles`  
/ *Type*: list /  
List of valid xml result file(s) in given path.

### 3.2 Function: validate\_xml\_result

Verify the given xml result file is valid or not.

**Arguments:**

- `xml_result`  
/ *Condition*: required / *Type*: str /  
Path to PyTest result file.
- `xsd_schema`  
/ *Condition*: optional / *Type*: str / *Default*: <installed\_folder>/xsd/junit.xsd /  
Path to Robot schema \*.xsd file.
- `exit_on_failure`  
/ *Condition*: optional / *Type*: bool / *Default*: True /  
If set, exit with fatal error if the schema validation of given xml file failed.

**Returns:**

- / *Type*: bool /  
True if the given xml result is valid with the provided schema \*.xsd.

### 3.3 Function: is\_valid\_uuid

Verify the given UUID is valid or not.

#### Arguments:

- `uuid_to_test`  
/ *Condition*: required / *Type*: str /  
UUID to be verified.
- `version`  
/ *Condition*: optional / *Type*: int / *Default*: 4 /  
UUID version.

#### Returns:

- `bValid`  
/ *Type*: bool /  
True if the given UUID is valid.

### 3.4 Function: is\_valid\_config

Validate the json configuration base on given schema.

Default schema supports below information:

```
CONFIG_SCHEMA = {
    "components": [str, dict],
    "variant"    : str,
    "version_sw" : str,
    "version_hw" : str,
    "version_test": str,
    "testtool"   : str,
    "tester"     : str
}
```

#### Arguments:

- `dConfig`  
/ *Condition*: required / *Type*: dict /  
Json configuration object to be verified.
- `dSchema`  
/ *Condition*: optional / *Type*: dict / *Default*: CONFIG\_SCHEMA /  
Schema for the validation.
- `bExitOnFail`  
/ *Condition*: optional / *Type*: bool / *Default*: True /  
If True, exit tool in case the validation is fail.

#### Returns:

- `bValid`  
/ *Type*: bool /  
True if the given json configuration data is valid.

### 3.5 Function: parse\_pytest\_xml

Parse and merge all given pytest \*.xml result files into one result file. Besides, starttime and endtime are also calculated and added in the merged result.

#### Arguments:

- xmlfiles  
/ *Condition*: required / *Type*: str /  
Path to pytest \*.xml result file(s).

#### Returns:

- oMergedTree  
/ *Type*: etree.Element object /  
The result object which is parsed from provided pytest \*.xml result file(s).

### 3.6 Function: get\_branch\_from\_swversion

Get branch name from software version information.

Convention of branch information in suffix of software version:

- All software version with .0F is the main/freature branch. The leading number is the current year. E.g. 17.0F03
- All software version with .1S, .2S, ... is a stabi branch. The leading number is the year of branching out for stabilization. The number before "S" is the order of branching out in the year.

#### Arguments:

- sw\_version  
/ *Condition*: required / *Type*: str /  
Software version.

#### Returns:

- branch\_name  
/ *Type*: str /  
Branch name.

### 3.7 Function: get\_test\_result

Get test result from provided Testcase object.

#### Arguments:

- oTest  
/ *Condition*: required / *Type*: etree.Element object /  
Testcase object.

#### Returns:

/ *Type*: tuple /  
Testcase result which contains result\_main, lastlog and result\_return.

### 3.8 Function: process\_component\_info

Return the component name bases on provided testcase's classname and component mapping.

#### Arguments:

- dConfig  
/ *Condition*: required / *Type*: dict /  
Configuration which contains the mapping between component and testcase's classname.
- sTestClassname  
/ *Condition*: required / *Type*: str /  
Testcase's classname to get the component info.

#### Returns:

- sComponent  
/ *Type*: type /  
Component name maps with given testcase's classname. Otherwise, "unknown" will be return as component name.

### 3.9 Function: process\_config\_file

Parse information from configuration file:

- component:

```
{
  "components" : {
    "componentA" : "componentA/path/to/testcase",
    "componentB" : "componentB/path/to/testcase",
    "componentC" : [
      "componentC1/path/to/testcase",
      "componentC2/path/to/testcase"
    ]
  }
}
```

Then all testcases which their paths contain componentA/path/to/testcase will be belong to componentA, ...

#### Arguments:

- config\_file  
/ *Condition*: required / *Type*: str /  
Path to configuration file.

#### Returns:

- dConfig  
/ *Type*: dict /  
Configuration object.

## 3.10 Function: process\_test

Process test case data and create new test case record.

### Arguments:

- db  
/ *Condition*: required / *Type*: CDataBase object / CDataBase object.
- test  
/ *Condition*: required / *Type*: etree.Element object / Robot test object.
- file\_id  
/ *Condition*: required / *Type*: int / File ID for mapping.
- test\_result\_id  
/ *Condition*: required / *Type*: str / Test result ID for mapping.
- component\_name  
/ *Condition*: required / *Type*: str / Component name which this test case is belong to.
- test\_number  
/ *Condition*: required / *Type*: int / Order of test case in file.
- start\_time  
/ *Condition*: required / *Type*: datetime object / Start time of testcase.

### Returns:

/ *Type*: float /  
Duration (in second) of test execution.

## 3.11 Function: process\_suite

Process to the lowest suite level (test file):

- Create new file and its header information
- Then, process all child test cases

### Arguments:

- db  
/ *Condition*: required / *Type*: CDataBase object / CDataBase object.
- suite  
/ *Condition*: required / *Type*: etree.Element object / Robot suite object.

- `tbl_test_result_id`  
/ *Condition*: required / *Type*: str /  
UUID of test result for importing.
- `dConfig`  
/ *Condition*: required / *Type*: dict / *Default*: None /  
Configuration data which is parsed from given json configuration file.

**Returns:***(no returns)*

## 3.12 Function: PyTestLog2DB

Import pytest results from \*.xml file(s) to TestResultWebApp's database.

Flow to import PyTest results to database:

1. Process provided arguments from command line.
2. Parse PyTest results.
3. Connect to database.
4. Import results into database.
5. Disconnect from database.

**Arguments:**

- `args`  
/ *Condition*: required / *Type*: ArgumentParser object /  
Argument parser object which contains:
  - `resultxmlfile` : path to the xml result file or directory of result files to be imported.
  - `server` : server which hosts the database (IP or URL).
  - `user` : user for database login.
  - `password` : password for database login.
  - `database` : database name.
  - `recursive` : if True, then the path is searched recursively for log files to be imported.
  - `dryrun` : if True, then verify all input arguments (includes DB connection) and show what would be done.
  - `append` : if True, then allow to append new result(s) to existing execution result UUID which is provided by --UUID argument.
  - `UUID` : UUID used to identify the import and version ID on TestResultWebApp.
  - `variant` : variant name to be set for this import.
  - `versions` : metadata: Versions (Software;Hardware;Test) to be set for this import.
  - `config` : configuration json file for component mapping information.

**Returns:***(no returns)*

## 3.13 Class: Logger

*Imported by:*

```
from PyTestLog2DB.pytestlog2db import Logger
```

Logger class for logging message.

### 3.13.1 Method: config

Configure Logger class.

#### Arguments:

- `output_console`  
/ *Condition*: optional / *Type*: bool / *Default*: True /  
Write message to console output.
- `output_logfile`  
/ *Condition*: optional / *Type*: str / *Default*: None /  
Path to log file output.
- `indent`  
/ *Condition*: optional / *Type*: int / *Default*: 0 /  
Offset indent.
- `dryrun`  
/ *Condition*: optional / *Type*: bool / *Default*: True /  
If set, a prefix as 'dryrun' is added for all messages.

#### Returns:

(no returns)

### 3.13.2 Method: log

Write log message to console/file output.

#### Arguments:

- `msg`  
/ *Condition*: optional / *Type*: str / *Default*: "" /  
Message which is written to output.
- `color`  
/ *Condition*: optional / *Type*: str / *Default*: None /  
Color style for the message.
- `indent`  
/ *Condition*: optional / *Type*: int / *Default*: 0 /  
Offset indent.

#### Returns:

(no returns)

### 3.13.3 Method: log\_warning

Write warning message to console/file output.

#### Arguments:

- `msg`  
/ *Condition*: required / *Type*: str /  
Warning message which is written to output.

**Returns:**

(no returns)

**3.13.4 Method: log\_error**

Write error message to console/file output.

**Arguments:**

- `msg`  
/ *Condition*: required / *Type*: str /  
Error message which is written to output.
- `fatal_error`  
/ *Condition*: optional / *Type*: bool / *Default*: False /  
If set, tool will terminate after logging error message.

**Returns:**

(no returns)

## Chapter 4

# Appendix

About this package:

Table 4.1: Package setup

Setup parameter	Value
Name	PyTestLog2DB
Version	0.3.1
Date	20.05.2024
Description	Imports pytest result(s) to TestResultWebApp database
Package URL	<a href="#">python-pytestlog2db</a>
Author	Tran Duy Ngoan
Email	<a href="mailto:Ngoan.TranDuy@vn.bosch.com">Ngoan.TranDuy@vn.bosch.com</a>
Language	Programming Language :: Python :: 3
License	License :: OSI Approved :: Apache Software License
OS	Operating System :: OS Independent
Python required	>=3.0
Development status	Development Status :: 4 - Beta
Intended audience	Intended Audience :: Developers
Topic	Topic :: Software Development

## Chapter 5

# History

<b>0.1.0</b>	11/2022	
<i>Initial version</i>		
<b>0.1.1</b>	22.11.2022	
<i>Initial implementation of PyTestLog2DB tool</i>		
<b>0.1.2</b>	01.12.2022	
<i>Add tool's document</i>		
<b>0.1.4</b>	24.02.2023	
<ul style="list-style-type: none"> <li>- Rename renamed key "components" in configuration json</li> <li>- Change behaviour of append mode without UUID to raise a fatal error</li> <li>- Improve console log for append mode and matched component for testcase</li> <li>- Add command line arguments <code>-versions</code> and <code>-variant</code></li> </ul>		
<b>0.1.5</b>	27.02.2023	
<i>Change behaviour of append mode with not existing UUID to raise a fatal error</i>		
<b>0.1.6</b>	01.03.2023	
<i>Add a validation for xmlresultfile with junitxml schema</i>		
<b>0.1.7</b>	10.03.2023	
<ul style="list-style-type: none"> <li>- Add a validation for existing project/variant and version_sw in db when using append mode</li> <li>- Remove db maxlength handlers: truncations and validation</li> </ul>		
<b>0.1.8</b>	21.03.2023	
<i>Support 4 byte characters for importing to db</i>		
<b>0.1.9</b>	20.04.2023	
<ul style="list-style-type: none"> <li>- Enhance console log with test case counter and component statistics</li> <li>- Add try/except for database access</li> </ul>		
<b>0.2.6</b>	08.05.2023	
<i>Update README for publishing package to PyPI</i>		
<b>0.2.8</b>	14.12.2023	
<i>Fix missing return of test duration when failed to import testcase</i>		
<b>0.3.0</b>	07.05.2024	
<i>Add optional argument <code>--interface</code> which allow to switch between <code>db</code> and <code>rest</code> interfaces</i>		
<b>0.3.1</b>	20.05.2024	
<i>Fix type error of lastlog when import with rest interface</i>		

---

**PyTestLog2DB.pdf**

*Created at 21.05.2024 - 13:41:57*

*by GenPackageDoc v. 0.41.1*

---